

YUEQING HONGYI ELECTRONICS CO., LTD
乐清市宏一电子有限公司

SPECIFICATION FOR APPROVAL
承认书

CUSTOMER 客户名称	
DESCRIPRION 产品名称	347920080 系列连接器
ITEM NO 编号	HY-C20004 (C26)
DATE 日期	2024-11-24

CUSTOMER ACKNOWLEDGEMENT SEAL

客户承认印签

(APPROVAL) 核准	(ENGINEERING) 工程	(PURCHASE) 采购	(QUALITY) 品质
承认结果: <input type="checkbox"/> 通过 <input type="checkbox"/> 不通过 <input type="checkbox"/> 重新送样			

IS09001 IS014001 IS045001 IATF16949 体系认证

ADD: No. 30, Wenjing Road, Houyu village, Shifan street, Yueqing City, Zhejiang Province

地址: 浙江省乐清市石帆街道后屿文景路 30 号

TEL:0577-62380521

FAX: 0577-62381979 P.C:325608

http: //www.zhehongyi.com

E-MAIL:yaohongxiao88@126.com

产 品 承 认 书 目 录

1、封面	1-1
2、修订履历	2-2
3、目录	3-3
4、技术规范	4-7
5、产品图纸	8-8

PRODUCT SPECIFICATION

产品规范

1、Scope

适用范围

This specification includes the following specifications, including the specification of 2.00mm pitch 347920080 series connector

本规范包括下列此种规格包括 2.00mm Pitch 347920080 系列连接器规格说明

2、Appearance and Dimension

外观及尺寸

2.1 Appearance:Product surface without defect、dirt、crack、and mechanical damang,Contactwithout rust,plating not oxidized and not peeled.

产品表面不应有对制品有害的缺陷、污垢、裂痕及机械损伤；接触件无锈蚀、镀层氧化脱落等现象

2.2 Dimension:According to drawings

外形尺寸：依照附图

3、Disposal of Material and surface

材料与表面处理

Specification 规格内容		Material 材质	Finish 表面处理	Environmental protection grade 环保等级
Wafer 针座	Plastic 塑壳	PA6T UL94V-0	Color: Black 颜色: 黑色	RoHS2.0
	Contact 插针	Brass 黄铜 厚 0.40mm	Tin Plating:2.5-5 μ m 镀锡: 2.5-5 μ m	

4、Ratings and applicable wires

额定等级

Item 项目	Standard 规格
Rated Voltage 额定电压	50V AC/DC
Rated Current 额定电流	4A AC/DC
Ambient temperature Range 使用温度范围	-40°C- +105°C
Applicable wire insulation 适用线径	AWG18#-22#

5、Electrical Performance

电气性能

N0. 序号	Ltem 项目	Test mode 试验方法	Requirement 技术要求
5.1	ContactResistance 接触电阻	Male female cooperation, open voltage less than 20mV, current 100mA detection connector at both ends 公母配合, 开放电压20mV 以下, 电流100mA 检测连接器连接器两端	Initial:20mΩ Max 初始: 20mΩ Max After Test: 30mΩ Max 试验后: 30mΩ Max
5.2	withstandvoltage 耐电压	Mate connectors, apply 800V AC for 1 minute between adjacent terminal or ground 公母配合, 在相邻端子, 端子与地片之间, 使用800V 的交流电1 分钟, 检测连接器	No Breakdown and Flashover 外观无损伤, 无打火花
5.3	InsulationResistance 绝缘电阻	Mate connectors, apply 500V DC between adjacent terminal or ground 公母配合, 在相邻端子, 端子与地片之间, 使用500V 的直流电, 检测连接器	100MΩ Min

6、机械性能

Mechanical Performance

N0. 序号	Ltem 项目	Test mode 试验方法	Requirement 技术要求
6.1	Terminal crimping wire strength 端子压接导线强度	Fix the crimped terminal, apply axial pull out force on the wire	AWG#18 wire AWG#18 导线 90N Min
			AWG#20 wire AWG#20 导线 75N Min
		固定铆线后的端子, 使电线与端子分离时所需的最小力	AWG#22 wire AWG#22 导线 50N Min
6.2	Terminal/ Housing Retention Force 端子保持力	Apply axial pull out force at the speed rate of 25.4±3mm/minute on the terminal assembled in the Housing 以每分 25.4±3mm 的速率, 将端子从 Housing 内轴向拔出力	Per contact: 40N Min 单一接触点: 40N Min
6.3	Pin Retention Force Pin 针保持力	Apply axial push force at the speed rate of 25.4±3mm/minute 以每分 25.4±3mm 的速率, 将 PIN 针从 Wafer 内轴向拔出力	Per contact: 20N Min 单一接触点: 20N Min

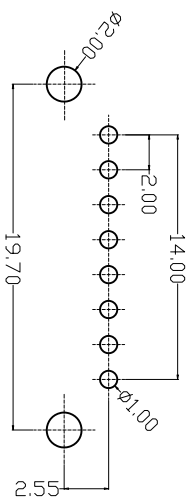
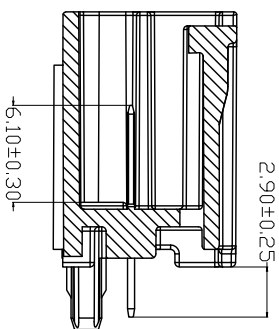
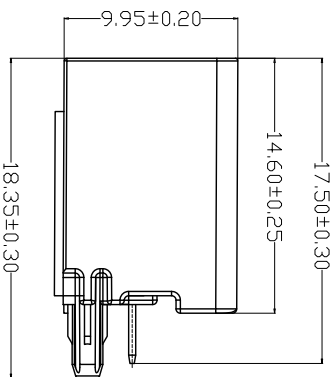
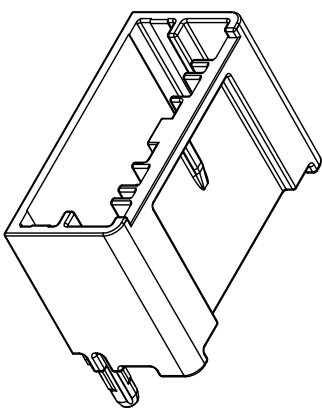
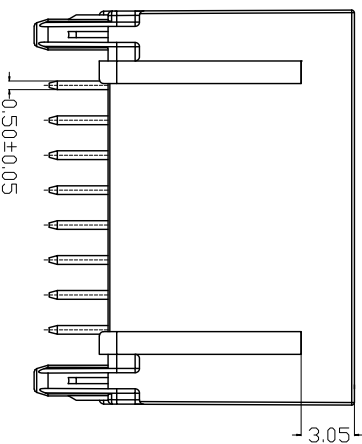
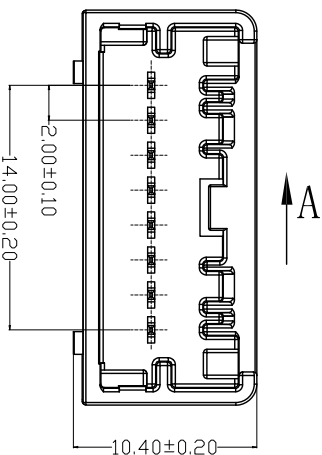
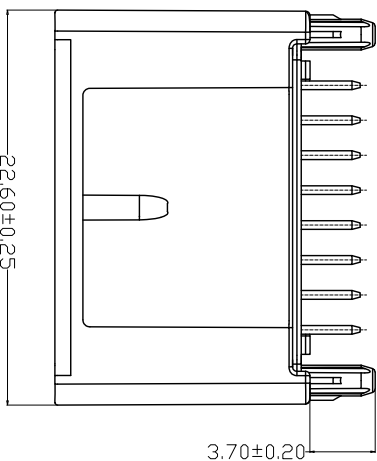
6.4	Insertion & withdraw Force 插拔力	Insert and withdraw Connectors at the speed rate of 25.4±3mm/minute 以每分钟 25.4±3mm 的速率插入和拔出	Insertion force: 75N Max 插入力: 75N Max Withdrawal force: 60N Min 拔出力: 60N Min
-----	-----------------------------------	---	---

7、Endurance Characteristics:

环境性能

N0. 序号	Ltem 项目	Test mode 试验方法	Requirement 技术要求	
7.1	Repeated Insertion/ Withdrawal 重复插拔	When mated up to 10 cycles repeatedly by the rate of 10 cycles per minute 以每分钟不超过 10 次的速率,将公母插拔 10 次	Contact Resistance 接触电阻	30 mΩ Max
7.2	Temperature Rise 温升测试	Mating connectors shall be energized at rating current until thermal stability is achieved, and then measured the temperature rise 公母连接器配合后,加载额定电流直到温度上升到稳定 状态,然后再测量温升	Temperature Rise 温升测试	30℃ Max
7.3	Vibration test 振动测试	Amplitude: 1.5mm P-P Sweep time: 10~55~10 HZ in 1 minute Duration: 2 hours in each X.Y.Z axials 振幅: 1.5mm P-P 时间: 10~55~10 HZ in 1 minute 持续时间: 每轴向 2 小时	Appearance 外观	No damage 无异常
			Contact Resistance 接触电阻	30 mΩ Max
			Discontinuity 瞬断	1 micro-second Max.
7.4	Heat Resistance 耐热性	105±2℃,96 hours	Appearance 外观	No damage 无异常
			Contact Resistance 接触电阻	30 mΩ Max
7.5	Cold Resistance 耐寒性	-40±3℃,96 hours	Appearance 外观	No damage 无异常
			Contact Resistance 接触电阻	30 mΩ Max

7.6	Humidity 耐湿性	Temperature: 60±2°C Relative Humidity: 90~95% Duration: 96 hours 温度: 60±2°C 湿度: 90~95%(RH) 持续时间: 96 hours	Appearance 外观	No damage 无异常
			Contact Resistance 接触电阻	30 mΩ Max
			Withstand Voltage 耐电压	No Breakdown and Flashover 外观无损伤, 无打火花
			Insulation Resistance 绝缘电阻	100MΩ Min
7.7	温度变化 Temperature Cycling	5 cycles of: a) -40°C 30 minutes b) +105°C 30 minutes 从-40°C持续30 分钟升至+105°C持续30 分钟, 循环5 次	Appearance 外观	No damage 无异常
			Contact Resistance 接触电阻	30 mΩ Max
7.8	Salt spray 盐雾	24±1 hours exposure to a salt spray from the 5±1% solution at 35±2°C 在温度35±2°C, 盐水浓度5±1%下, 盐水喷 雾24±1 小时	Appearance 外观	No damage 无异常
			Contact Resistance 接触电阻	30 mΩ Max
7.9	Solder ability 焊锡附着性	Soldering Time: 3-5sec solder Temperature: 245±5°C 焊接时间: 3-5 秒 焊接温度: 245±5°C	Solder Wetting 焊料润湿	Immersion area above 95% 浸渍面积 95% 以上
7.10	Solder- Resistance 焊锡耐热性	DIP type PA6T material welding heat resistance range: Soldering time:3~5sec solder. Temperature:250±5°C DIP 型 PA6T 材质焊接耐热范围: 焊接时间: 3~5 秒. 焊接温度: 250±5°C	Appearance 外观	No damage 无异常



SPECIFICATIONS

- 1、 Current Rating: 4A AC, DC
- 2、 Voltage Rating: 14V AC, DC
- 3、 Temperature Range: $-40^{\circ}\text{C} \sim +105^{\circ}\text{C}$
- 4、 Contact Resistance: $20\text{m}\Omega$ Max
- 5、 Insulation Resistance: $100\text{M}\Omega$ Min
- 6、 Withstanding Voltage: 800V AC/minute
- 7、 Material:
Wafer PA6T, Black UL94V-0
PIN Brass Tin-plated

REV.	DATE	ECN NO.	变更内容 DESCRIPTION	制图 DRAWN

PCB LAYOUT

GENERAL TOLERANCE		制 图		料号		版本	
X.XX±0.25	X.±2°	DRAWING	张迎春	C20004-8A	REV.	A	
X.XX±0.20		CHECK	钱岳生	347920080	页次	1/1	
X.XX±0.10		APPROVAL	2022. 11. 13	WAFER DIP TYPE	SHEET		
			2022. 11. 14	客户料号			
				CITM. NO.			

乐清市宏一电子有限公司

YUEQING HONGYI ELECTRONICS CO., LTD